



OUR VILLAGES



SHERWOOD FOREST

This East Midlands location offers access to major network routes, with the A1 and M1 within a short distance.


NEAREST TRAIN STATIONS
[DEPARTURES FROM LONDON]
Newark Northgate (16 miles)
[Kings Cross]
Nottingham (19 miles)
[St Pancras International]


NEAREST AIRPORTS
East Midlands
Doncaster Sheffield
Birmingham International

FIND US HERE:
Rufford, Newark, Nottinghamshire, NG22 9DN

WOBURN FOREST

Just one hour from London, Woburn Forest offers the ultimate getaway from the hustle and bustle in the heart of Bedfordshire.


NEAREST TRAIN STATIONS
[DEPARTURES FROM LONDON]
Flitwick (3 miles)
[St Pancras International]
Milton Keynes (13 miles)
[Euston]

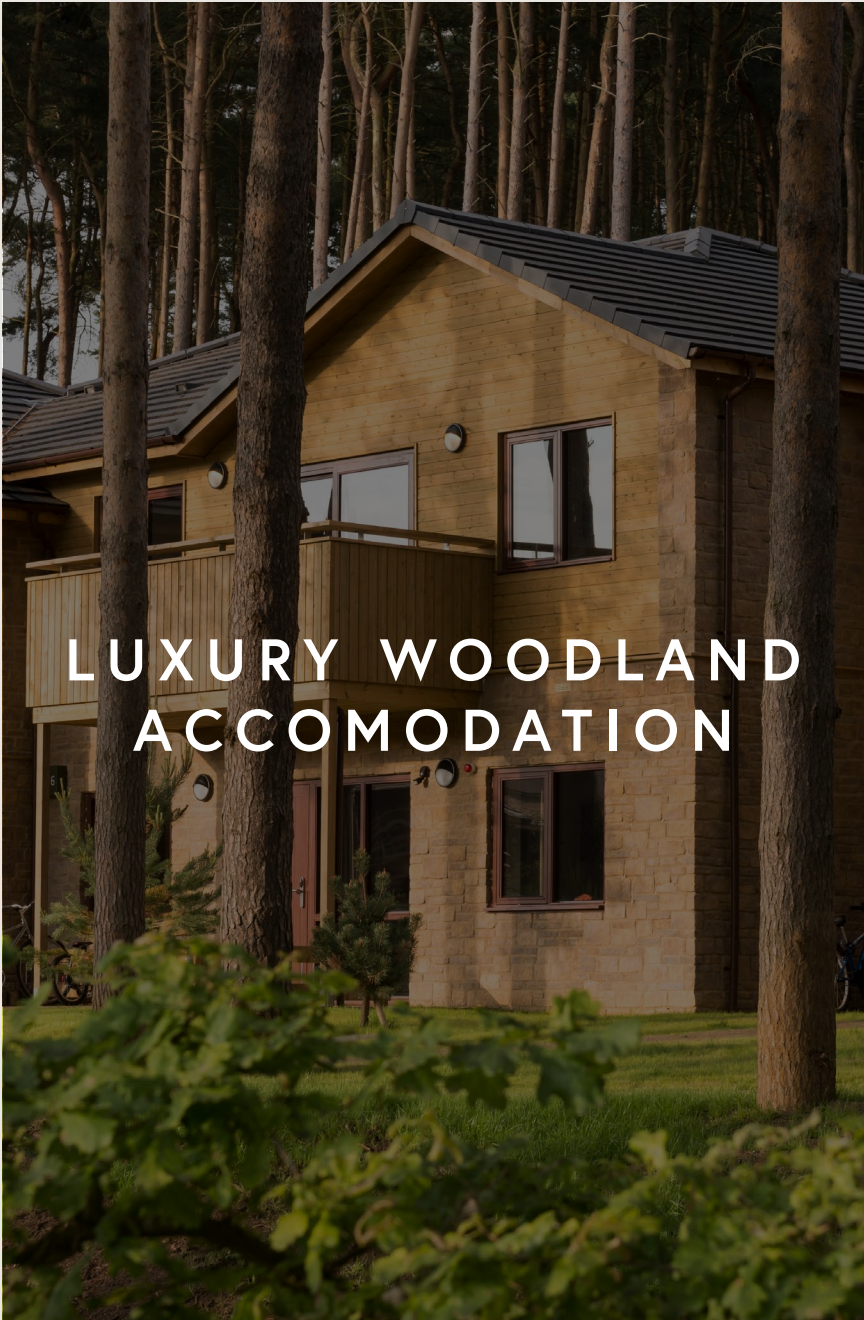

NEAREST AIRPORTS
London Luton
London Stansted
London Heathrow

FIND US HERE:
Milbrook, Bedfordshire, MK45 2HZ

LOCATIONS



DEDICATED EVENTS
SPACE



LUXURY WOODLAND
ACCOMODATION



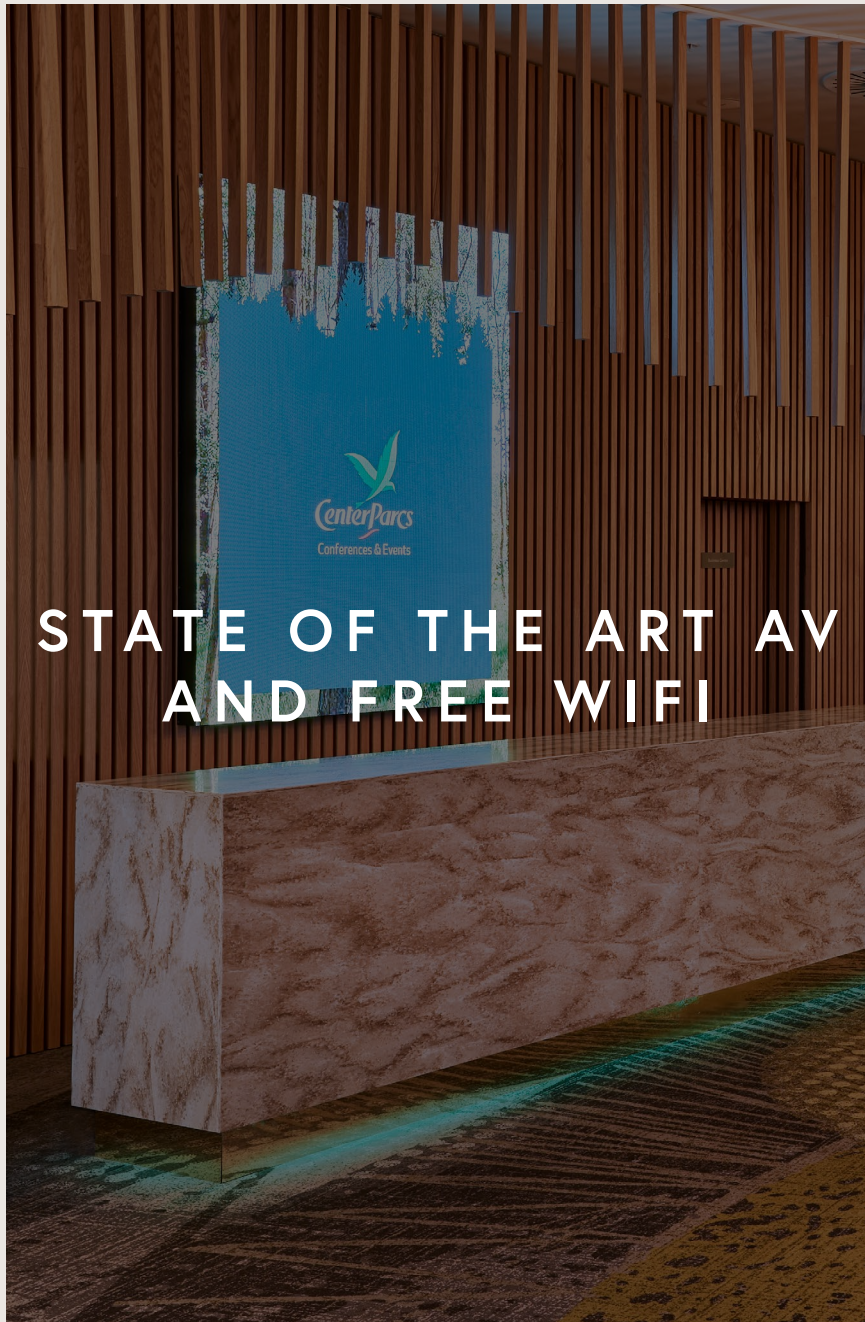
HUNDREDS OF TEAM
BUILDING ACTIVITIES



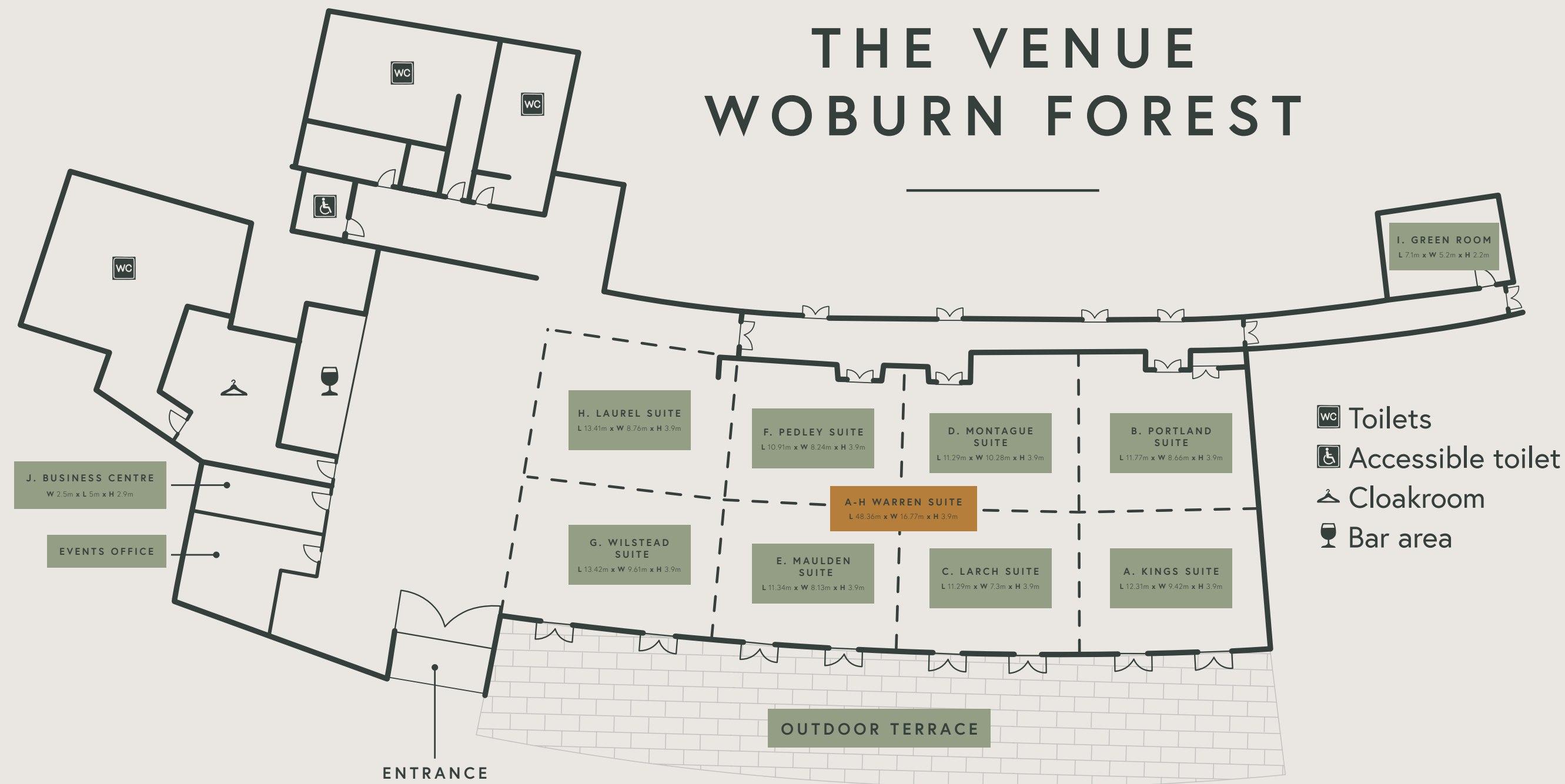
RANGE OF ONSITE
RESTAURANTS



AWARD WINNING
AQUA SANA SPA



STATE OF THE ART AV
AND FREE WIFI



	THEATRE STYLE	CABARET Tables of 8	DINNER Tables of 10	DINNER DANCE Tables of 10	BOARDROOM	CLASSROOM	U-SHAPE
A-H WARREN SUITE L 48.36m x W 16.77m x H 3.9m	600	480	600	600			
6 SUITES	510	350	400	400			
4 SUITES	380	200	200	180			
2 SUITES	190	80	100	80			
A. KINGS SUITE L 12.31m x W 9.42m x H 3.9m	75	48	50	50	24	36	25
B. PORTLAND SUITE L 11.77m x W 8.66m x H 3.9m	75	40			24	27	25
C. LARCH SUITE L 11.29m x W 7.3m x H 3.9m	75	40	50	50	24	18	25
D. MONTAGUE SUITE L 11.29m x W 10.28m x H 3.9m	75	48			24	36	25
E. MAULDEN SUITE L 11.34m x W 8.13m x H 3.9m	75	40	50	50	24	24	25
F. PEDLEY SUITE L 10.91m x W 8.24m x H 3.9m	75	40			24	24	25
G. WILSTEAD SUITE L 13.42m x W 9.61m x H 3.9m	100	64	80	60	30	48	30
H. LAUREL SUITE L 13.41m x W 8.76m x H 3.9m	75	48			24	18	25
WILSTEAD & LAUREL SUITES			160	140			
I. GREEN ROOM L 7.1m x W 5.2m x H 2.2m					14		
J. BUSINESS CENTRE L 2.5m x W 5m x H 2.9m					6		


WOBURN



8
suites



Up to
600
delegates



800
lodges



75
hotel rooms



2
meeting rooms

THE VENUE SHERWOOD FOREST



	THEATRE STYLE	CABARET Tables of 8	DINNER Tables of 10	DINNER DANCE Tables of 10	BOARDROOM	CLASSROOM	U-SHAPE
A-E THE VENUE ALL SUITES COMBINED	550	400	550	500		300	
A-C	380	220	260	240		148	
B-C	120	80	100	80	36	40	34
A. MAJOR OAK SUITE L 12.31m x W 9.42m x H 3.9m	280	140	200	180		80	
B. BEECH SUITE L 11.77m x W 8.66m x H 3.9m	60	32	50		20	24	20
C. BIRCH SUITE L 11.29m x W 7.3m x H 3.9m	60	32	50		20	24	20
D. OAK SUITE L 11.29m x W 10.28m x H 3.9m	75	48	80	60	25	36	28
E. ELM SUITE L 11.34m x W 8.13m x H 3.9m	75	48	80	60	25	36	28
F. CHESTNUT SUITE L 13.42m x W 9.61m x H 3.9m	40	32	40		16		
G. ASH SUITE L 13.41m x W 8.76m x H 3.9m					12		
H. GREEN ROOM L 7.1m x W 5.2m x H 2.2m					16		
I. BUSINESS CENTRE L 2.5m x W 5m x H 2.9m					8		

All details are subject to change

SHERWOOD



las
IGUANAS

AMALFI
RISTORANTE

BELLA ITALIA

CAFÉ ROUGE

SPORTS
CAFÉ

RESTAURANTS

STARBUCKS®

RAJINDA
PRADESH

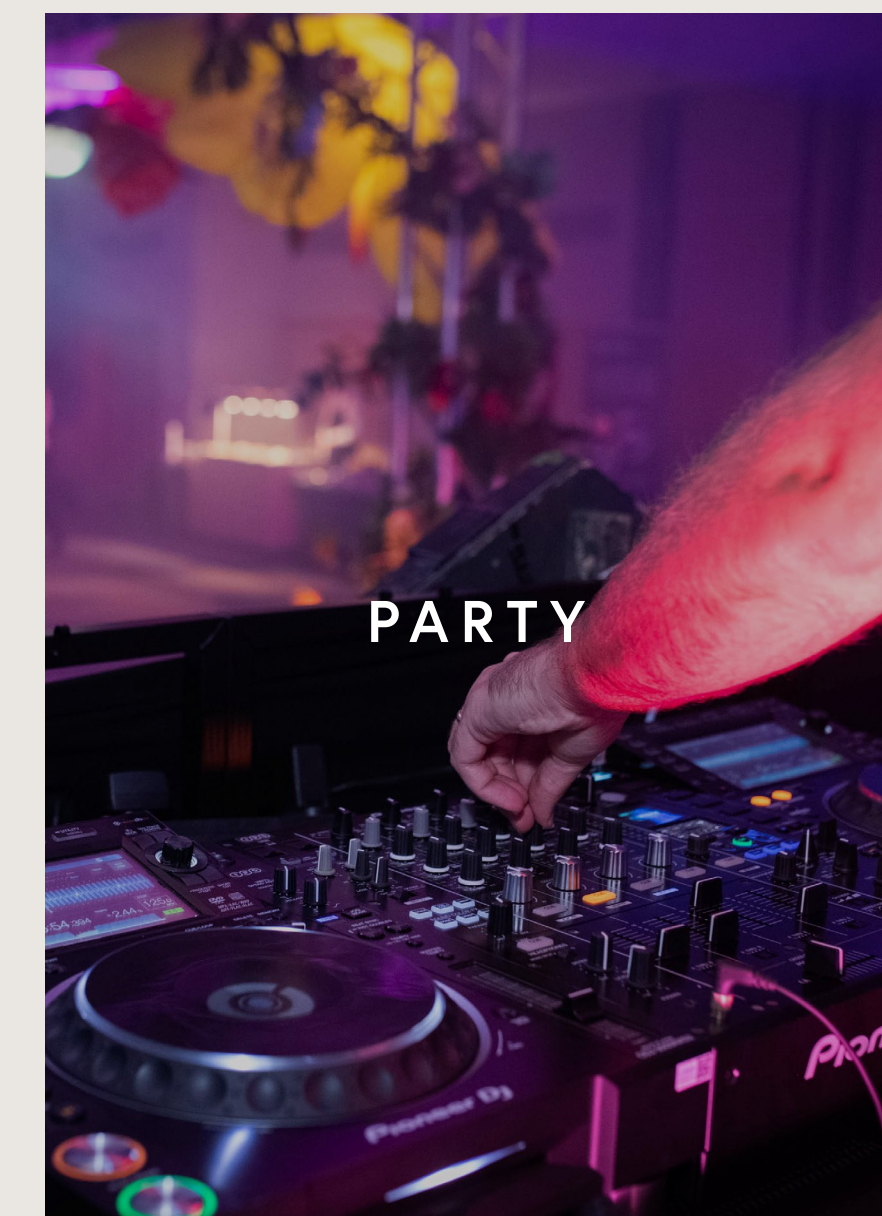
THE
PANCAKE
HOUSE

LEISURE BOWL

HUCK'S



TEAM BUILDING & ACTIVITIES



SUSTAINABILITY

Our commitment to operating in a sustainable and ethical way has never been more important. The following is an outline of our sustainability targets for 2030 which we are on track to achieve:



WE'RE PROUD THAT OUR VENUES HAVE BEEN AWARDED **ECOSMART GOLD**.

We switched to **100%** renewable grid electricity in 2020.

By 2030 our carbon emissions will be lowered by another **30%**, resulting in a total **50%** reduction since 2010.

We will source **50%** of our energy from renewable sources by 2030.

We will switch to **100%** electric or hybrid vehicles by 2030.

We will reduce water use by **10%** by 2030.

We will reduce waste we generate by **20%** and increase recycling by **10%** by 2030.

We will reduce energy consumption by **5%** by 2030

Did you know...

Whilst constructing the Woburn Forest village 25,000 trees were cut - but 250,000 were planted!

WHY CHOOSE CENTER PARCS FOR YOUR NEXT CORPORATE EVENT?

- 400 acres of stunning woodland to explore
- Everything you need, all in one place
- Premium, flexible event space with state-of-the-art AV
- Hundreds of team building activities to choose from
 - A variety of restaurants and shops
 - A range of accommodation options, from stylish Woodland Lodges to spectacular Treehouses
- Complimentary access to the Subtropical Swimming Paradise from 10am – 9pm
- Free dedicated car parking and pre-bookable EV spaces
 - Delegates can stay on site until 10pm
- An unforgettable experience that feels like a holiday



FOR MORE INFORMATION PLEASE CONTACT US

 www.centerparcsevents.co.uk

 centerparcs.events@centerparcs.co.uk

 03448 267715

 Center Parcs Conferences and Events

 [centerparcs_events](https://www.instagram.com/centerparcs_events)